

YURANUS INFRASTRUCTURE LIMITED


REGD. OFFICE :- Office: 201,2nd floor,Maulik Arcade, Above Karnavati Pagarkha Bazar, Mansi Cross Road, Vastrapur, Ahmedabad-380015, Gujarat, India.

AUDITED FINANCIAL RESULTS FOR THE QUARTER ENDED 31ST MARCH 2014

PART-1

(Amount in Laes `.)

Sr. No.	Particulars	Quarter Ended			Twelve Months Ended		Year Ended
		31/03/2014 (Audited)	31/12/2013 (Unaudited)	31/03/2013 (Unaudited)	31/03/2014 (Audited)	31/03/2013 (Audited)	31/03/2013 (Audited)
1	Income from Operations						
	(a) Revenue from services	0.18	0.53	0.50	8.32	6.25	6.25
	(b) Other Operating Income	-	-	-	-	-	-
	Total Income	0.18	0.53	0.50	8.32	6.25	6.25
2	Expenses						
	(a) Raw Materials Consumption	-	-	-	-	-	-
	(b) Employee benefits expense	0.24	1.30	0.41	0.96	0.77	0.77
	(c) Depreciation and amortisation expense	0.08	0.02	0.09	0.08	0.09	0.09
	(d) Other expenses	1.22	1.15	1.04	5.15	2.17	2.17
	Total expenses	1.54	2.47	1.54	6.19	3.03	3.03
3	Profit/ (Loss) from operations before other income, finance costs and exceptional items (1-2)	(1.36)	(1.94)	(1.04)	2.13	3.22	3.22
4	Other Income	0.15	-	-	0.62	-	-
5	Profit/ (Loss) from ordinary activities before finance costs and exceptional items (3 + 4)	(1.21)	(1.94)	(1.04)	2.74	3.22	3.22
6	Finance Costs	0.00	-	-	0.01	-	-
7	Profit/ (Loss) from ordinary activities after finance costs but before exceptional items (5 - 6)	(1.21)	(1.94)	(1.04)	2.74	3.22	3.22
8	Exceptional items	-	-	-	-	-	-
9	Profit/ (Loss) from ordinary activities before tax (7 + 8)	(1.21)	(1.94)	(1.04)	2.74	3.22	3.22
10	Tax Expense / Deferred Tax Adjustments (Net)	0.46	-	0.97	0.46	0.97	0.97
11	Net Profit/ (Loss) from Ordinary Activities after tax (9-10i-10ii)	(1.67)	(1.94)	(2.01)	2.28	2.25	2.25
12	Extraordinary items	-	-	-	-	-	-
13	Net Profit/ (Loss) for the period (11-12)	(1.67)	(1.94)	(2.01)	2.28	2.25	2.25
14	Paid - up equity share capital (Face value of ` 10 each)	350.00	350.00	350.00	350.00	350.00	350.00
15	Reserves excluding Revaluation Reserve			(167.81)	(166.21)	(167.81)	(167.81)
16.i	Earnings per share (before / after extraordinary items)						
	(of Rs. 10/- each) (not annualised for the respective Quarters)						
	(a) Basic	(0.05)	(0.06)	(0.06)	0.07	0.06	0.06
	(b) Diluted	NA	NA	NA	NA	NA	NA




PART-II

A	PARTICULARS OF SHAREHOLDING	SELECT INFORMATION FOR THE QUARTER & YEAR ENDED MARCH 31, 2014					
		Quarter Ended			Year Ended		Year Ended
		31/03/2014 (Audited)	31/12/2013 (Unaudited)	31/03/2013 (Unaudited)	31/03/2014 (Audited)	31/03/2013 (Audited)	31/03/2013 (Audited)
A	PARTICULARS OF SHAREHOLDING						
1.	Public Shareholding						
	- Number of Shares	1,941,300	1,941,300	1,731,400	1,941,300	1,731,400	1,731,400
	- Percentage of Shareholding	55.47%	55.47%	49.47%	55.47%	49.47%	49.47%
2	Promoters and promoter group Shareholding						
	a) Pledged /Encumbered	Nil	Nil	Nil	Nil	Nil	Nil
	- Number of shares						
	- Percentage of shares (as a % of the total Shareholding of Promoter and Promoter Group)						
	- percentage of shares (as a% of the total share capital of the Company)						
	b) Non - encumbered						
	- Number of shares	1,558,700	1,558,700	1,768,600	1,558,700	1,768,600	1,768,600
	- Percentage of shares (as a % of the total Shareholding of Promoter and Promoter Group)	100.00%	100.00%	100.00%	100.00%	100.00%	100.00%
	- percentage of shares (as a% of the total share capital of the Company)	44.53%	44.53%	50.53%	44.53%	50.53%	50.53%

Notes:

- 1 The above financial results were reviewed by the Audit Committee and approved by the Board of Directors in their meetings held on 19.05.2014.
- 2 The Statutory Auditors have carried out a limited review of the Financial Results for the quarter ended March 31, 2014
- 3 Figures for the previous year/quarter have been regrouped /rearranged, wherever necessary.
- 4 During the quarter, no complaint was received from the investor. There was no complaint pending at the beginning and at the end of the quarter.
- 5 The Company operates in Infrastructure Segment. There is no other segment in the Company as Per Accounting Standard 17 Issued by the ICAI, so segment report is not presented.



STATEMENT OF ASSETS & LIABILITIES


(Amount in Lacs `.)

Particulars		As on 31-03-2014 (Audited)	As on 31-03-2013 (Audited)
A	EQUITY AND LIABILITIES		
1	Shareholder's funds		
	(a) Share Capital	350.00	350.00
	(b) Reserves and Surplus	(165.53)	(167.81)
		184.47	182.19
2	Non Current Liabilities		
	(a) Long Term Borrowings	0.18	43.17
	(b) Deferred tax liabilities (Net)	-	-
	(c) Other Non Current Liability	-	-
		0.18	43.17
3	Current Liabilities		
	(a) Short Term Borrowings	-	-
	(b) Trade Payables	6.83	6.57
	(c) Other Current Liabilities	-	-
	(d) Short Term Provisions	0.75	0.97
		7.58	7.54
	TOTAL	192.22	232.90
B	ASSETS		
1	Non Current Assets		
	(a) Fixed Assets		
	Tangible assets	1.10	1.19
	(b) Non Current Investments	-	-
	(c) Long Term Loans & Advances	185.82	223.93
	(d) Other non-current assets	-	-
	(e) Deferred tax asset (Net)	-	-
		186.92	225.12
2	Current Assets		
	(a) Inventories	-	-
	(b) Trade Receivables	0.71	0.50
	(c) Cash & Bank Balances	4.57	7.28
	(d) Short Term Loans & Advances	-	-
	(e) Other Current Assets	0.01	-
		5.30	7.78
	TOTAL	192.22	232.90

For, Yuranus Infrastructure Ltd.



Director



Place: Ahmedabad

Date: 19.05.2014